


# Separating and Disposing of Household Garbage

No pick-up during New Year holidays.

 English Version	General Garbage	Non-burnable garbage, empty cans and bottles	Oversized burnable garbage. PET bottles
	Put in designated area by 7:00 a.m.	Plastic containers	
Put in designated area by 7:30 a.m.	Put in designated area by 7:30 a.m.	Put in designated area by 7:30 a.m.	Put in designated area by 7:30 a.m.
<ul style="list-style-type: none"> <li>● Hon-machi 1 chome</li> <li>● Hon-machi 2 chome</li> <li>● Hon-machi 5 chome</li> <li>● Hon-machi 6 chome</li> <li>● Wakamatsu-machi</li> <li>● Yokomiya-machi</li> <li>● Sanno</li> <li>● Kuraigawa ● Horiuchi</li> <li>● Taheiji ● Oshikoshi</li> <li>● Inari ● Oshino</li> </ul>	Mondays & Thursdays	1st Wednesday every month	3rd Wednesday every month
<ul style="list-style-type: none"> <li>● Hon-machi 3 chome</li> <li>● Hon-machi 4 chome</li> <li>● Hakusanmachi</li> <li>● Awada ● Toheida</li> <li>● Yahagi ● Shimobayashi</li> </ul>	Tuesdays & Fridays		
<ul style="list-style-type: none"> <li>● Takahashi-machi</li> <li>● Ogigaoka</li> <li>● Sumiyoshi-machi</li> <li>● Sugahara-machi</li> <li>● Sugahara Danchi</li> </ul>	Mondays & Thursdays		
<ul style="list-style-type: none"> <li>● Nakabayashi</li> <li>● Shinjo</li> <li>● Fujihira</li> <li>● Kanbayashi</li> <li>● Kiyokane</li> <li>● Suematsu</li> <li>● Yanagi-machi</li> <li>● Tanoshiri-machi</li> <li>● Mikkaichi</li> <li>● Futsukaichi</li> <li>● Tokumoto</li> <li>● Go</li> <li>● Rengeji-machi</li> <li>● Nagaike</li> <li>● Noshiro</li> <li>● Asunaro Danchi</li> <li>● Okyozuka</li> </ul>	Tuesdays & Fridays	2nd Wednesday every month	4th Wednesday every month

Please contact the Nonoichi City Hall Environmental and Safety Section for more information.  
 TEL 076-227-6052 (Japanese only) Website: <https://www.city.nonoichi.lg.jp/soshiki/10/18878.html>

## General Garbage

(Burnable items that fit in a 45L bag.)

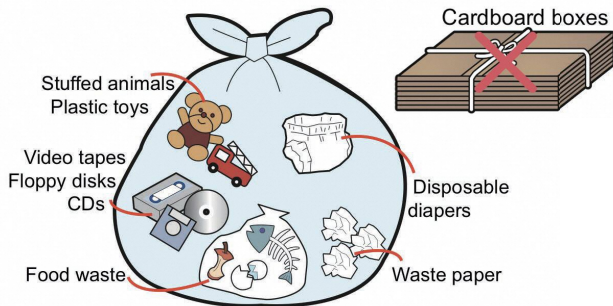
**2/week** Put in designated area by 7:00 a.m.

Place items into a (semi-) transparent garbage bag.

- Food waste ● Paper waste
- Lawn clippings
- Small plastic products, etc.



■ Do not mix with non-burnable garbage.



■ Drain food waste before placing items in garbage bag.

Food waste is 30-40% liquid.

Draining items . . .

- Prevents decay and stench
- Makes garbage lighter and easier to transport

■ For dead and fallen leaves, remove mud and discard towards the end of the week.



## Oversized Burnable Garbage

(Burnable items that won't fit inside in a 45L bag)


**1/month** Put in designated area by 7:30 a.m.

Dispose of easily-removable metals and glass parts including mirrors as non-burnable garbage.

- **Wooden furniture:** dressers, chairs, shelves, etc.
- **Bedding:** futons, carpets/rugs, mattresses floor cushions, electric carpets, etc.
- **Others:** leather items, branches, large plastic items, etc.

■ Futons & carpets: Fold items and tie with string.

■ Branches: Cut to 10 cm in diameter and 1 m in length and bundle together with string.



## Non-burnable Garbage

(Non-burnable, regardless of size)

**1/month** Put in designated area by 7:30 a.m.

If possible, remove burnable parts.

- **Glass:** glasses, cups, mirrors, bulbs, florescent bulbs, thermometers, cosmetics bottles, etc.
- **Ceramics:** bowls, tea cups and pots, dishes, etc.
- **Home Appliances:** vacuum cleaners, fans, rice cookers, microwaves, word processors, printers, irons, stoves, etc.

■ Refrigerators, freezers, TVs, A/Cs, washing machines, dryers: Refer to the "Home Electronics Recycling" section.

■ Computers: Refer to the "Computer Recycling" section.

- **Sharp objects:** kitchen knives, scissors, box cutters, sewing needles, nails, pins etc.
- **Metal objects:** pots, kettles, spoons, forks, etc.
- **Others:** bicycles, skis, ski poles, floor chairs, car seats for children, spray cans, 18L cans, lighters, batteries, button batteries, watches, umbrellas, magnets, etc.

**Separate by category**

### Bicycles

- Mark it as 不用品 "trash."
- Remove the batteries from power-assisted bicycles. (Dispose battery at vendor.)



### Dangerous items

#### Spray can and lighters

- Any gas remaining in spray cans or lighters can cause explosions in garbage trucks.
- After the spray can is empty, make a hole in the side of the can and put out with non-burnable garbage.
- Either use up the lighter or empty the contents in a well-ventilated area and throw away separately.



#### Fluorescent light bubs, batteries, thermometers

- Separate according to type.
  - \* Remove any batteries.
- Refer to the "Battery Recycling" section.

#### Glass, cutlery, needles, nails, etc.

- To avoid any injuries during recycling, wrap paper or cloth around these items and display contents.

# Cans

(Food and Drink Cans)

**1/month** Put in designated area by 7:30 a.m.

- Beverage cans
- Cookie tins
- Canned foods, etc.



- Rinse the can with water and put both aluminum and steel cans into the recycling container. Do not crush cans.
- Do not put anything inside the can.
- Put spray cans, 18L cans and metal caps with non-burnable garbage.



# Bottles


(Food and Drink Bottles)

**1/month** Put in designated area by 7:30 a.m.

- Beverage
- Jam
- Bottled food
- Seasoning, etc.



- ① Remove caps. Dispose of plastic caps as plastic containers and metal caps as non-burnable garbage.
- ② Rinse bottle with water.
- ③ Transparent, brown, and other colored bottles should be placed in recycling containers separately.



- Beer bottles and large sake bottles: Return to the store.
- Glass items other than bottles: put out with the non-burnable garbage. e.g., cups, medicine (other than oral) bottles, cosmetics, etc.

# Plastic Containers

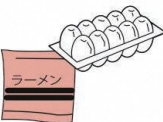
**2/month** Put in designated area by 7:30 a.m.

These include packaging and plastic wrapping.

- Plastic bags
- Shampoo bottles
- Pudding cups
- Egg containers
- PET bottle caps
- Package wrapping
- Plastic snack bags
- Styrofoam containers
- Styrofoam (packing materials): break into small pieces and put in a bag.



Recyclable plastics symbol



- If the container is clean and empty, discard as is.
- Use clear or semi-transparent bags for plastics.
- Rinse dirty plastics with water. (If it cannot be cleaned, put out with General Garbage.)
- Storage tip: Try to minimize storage space by cutting into small pieces or by crushing plastic containers.
- If the product itself is made of plastic (e.g. CD, DVD, and VCRs cases, straws) place with general garbage.

# PET Bottles

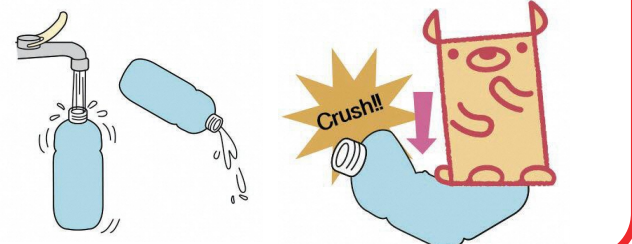
**1/month** Put in designated area by 7:30 a.m.

- Beverage
- Soy sauce
- Noodle sauce
- Cooking wine
- Vinegar

Plastic bottles which contained these can be recycled.



- ① Remove caps. Dispose of plastic caps as plastic containers and metal caps as non-burnable garbage.
- ② Remove any bottle labels and put with plastic containers.
- ③ Rinse bottles with water.
- ④ **Crush** bottles and place in recycling container.



# Paper Waste

- News papers
- Advertisements, copy paper
- Magazines & books
- Cardboard

- Do not use plastic string or plastic bags. Bundle with **paper string**.
- Do not mix any non-paper materials. e.g., staples, tape, etc.
- Do not mix with non-recyclable paper. e.g., carbon paper, paper cups, photographs, etc.

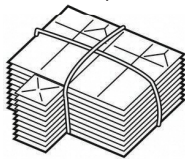


Please use a Children's Association collection service or the **Eco Station**.

## Food and Drink Cartons

- ① Rinse cartons with water.
- ② Cut open and dry.
- ③ Put in collection boxes at supermarkets, etc.

- Alcohol cartons with silver lining should be put out with general garbage.
- Remove spout from the top of the carton if there is one



Also collected at the **Eco Station**.

## Old Clothing

- T-Shirts
- Dress shirts
- Jeans
- Sweaters
- Towels
- Etc.



- Wash, place in a bag or cardboard box, and tie securely with string.
- Do not include any clothing with a lining, such as school uniforms, ski wear, jumpers, work clothes, skirts, suits, etc.

Take to **Oshino Community Center** or the **Women's Center** during opening hours or to the **Eco Station**.

# Eco Station (Free of charge if you bring it yourself)

### Items Collected

- Empty cans
- Empty bottles
- PET bottles
- Paper
- Food cartons
- Drink cartons
- Old clothes

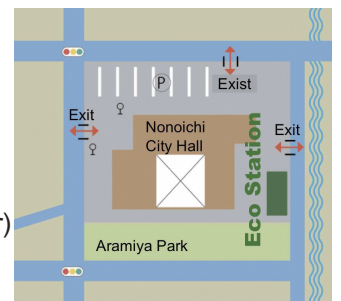
**Location:** East side of City Hall

**Time:** Generally open 24 hours  
❖ If it gets misused, it will be closed at night.

**Closed:** New Year holidays

**Please abide by garbage separation rules.**

- Separate empty cans by material (aluminum or steel).
- Separate empty bottles by color (clear, light brown, other)
- Separate paper by type (newspaper, magazine, and cardboard) and secure with **paper string**.
- **Plastic containers will not be collected.**



# Large Amounts of Garbage When Moving (appointment & fee required)

- Self-disposal:
- General garbage
- Non-burnable
- Oversized burnable

### Contact:

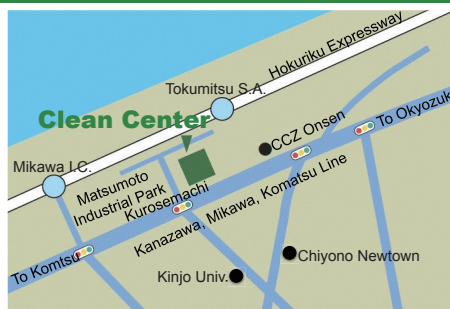
**Matto Ishikawa Kankyo Clean Center**  
795 Kamiogawa, Hakusan City  
TEL: 076-276-1362

**Call:** 8:30 a.m. - 5:00 p.m. **No same day reservation.**

**Time:** 10:00 a.m. - 11:45 a.m. / 1:00 p.m. - 2:45 p.m.  
(8 times slots, 15 min. each)

**Closed:** 1st, 3rd, 5th Sundays, New Year holidays

**Cost:** Under 20 kg, 200 yen. Each additional 10 kg, 100 yen.



- Pick-up service:
- General garbage
- Non-burnable
- Oversized burnable

### Contact:

**TOSMAC-I Co., Ltd.**  
TEL: 076-276-0636

**Call:** 8:00 a.m. - 5:00 p.m.  
for reservation

**Closed:** Sundays, Public holidays, Obon holidays, New Year holidays



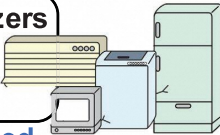
## Home Electronics Recycling

### Self-disposal

These cannot be brought to recycling locations!

These items must be recycled according to the law as they contain CFCs, lead, mercury and other hazardous materials that may damage the ozone layer and contribute to global warming. They also have useful components that can be recycled.

- Refrigerators
- Freezers
- Washing machines
- TVs
- Clothes dryers
- A/Cs



### Items which cannot be recycled

- Embedded ceiling and multi-room A/Cs, Wall A/Cs, Portable A/Cs, PTAC (Package Terminal A/Cs), Portable evaporative coolers, Dehumidifiers
- Display monitors (non-tuner), PC display monitors (including those with tuners), Projection TVs
- Store showcases (refrigerators/freezers), Commercial freezer chests
- Futon drier which can also dry clothes
- Business-use appliances (include those used at home), etc.

### How to Recycle

- 1 Ask the store where you purchased the appliance to collect it. There will be a collection and transportation fee.
- 2 Purchase a recycling ticket for appliances in advance at a post office. Use the following companies for disposal.

#### Self-disposal services

##### Take item to:

**Nippon Express Co., Ltd., Kanazawa Branch**  
1-15 Takayanagi-machi, Kanazawa City  
TEL: 076-252-1141

**Harita Metal Co., Ltd., Kanazawa Branch**  
524-1, Fukutome-machi, Hakusan City  
TEL: 076-277-3993

##### Pickup services

**TOSMAC-I Co., Ltd.** TEL: 076-276-0636  
• There will be a collection and transportation fee.

### Recycling Fee:

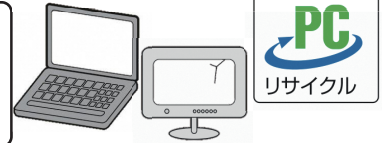
Refer to "Kaden Recycle Ken Center (RKC)"  
TEL: 0120-319640  
[http://www.rkc.aeha.or.jp/consumer/recycle\\_price.html](http://www.rkc.aeha.or.jp/consumer/recycle_price.html)

## Computer Recycling

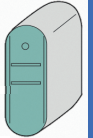
### Self-disposal

These cannot be brought to recycling locations!

- Desktop PCs
- Notebooks
- CRT displays
- LCD displays



- Contact manufacturer for how to recycle.
- For accessories, place with non-burnable garbage, e.g. printers, scanners, external hard drives, etc.



**Contact: PC3R Promotion Association**  
TEL: 03-5282-7685 (URL: [www.pc3r.jp/e/](http://www.pc3r.jp/e/))

## Battery Recycling

- Button batteries
- Rechargeable batteries (In-Cd/Nickel Hydrogen/Lithium batteries)



- Put in recycling box at participating stores.
- Put large size batteries with non-burnable.

**Contact: Battery Association of Japan**  
URL: [www.baj.or.jp/e/](http://www.baj.or.jp/e/)

## Fire Extinguisher Recycling



### Self-disposal

These cannot be brought to recycling locations!

**Contact: Shokaki Recycle Promotion Center**

TEL: 03-5829-6773  
URL: <http://www.ferpc.jp/>

Dispose of appropriately using the "Fire Extinguisher Disposal System."

**For self-disposal, contact:**

**Contact: Yama-Seki Co., Ltd.**  
5-12 Sugahara-machi, Nonoichi City  
TEL: 076-246-7778

**Dohi Shokai**  
2-18-15 Hon-machi, Nonoichi City  
TEL: 076-248-0445

### Recycling at Stores

- Styrofoam trays
- Smartphones
- Ink cartridges
- Laundry hangers

Recycle at participating stores.

## Automobile Recycling

Dispose of automobile parts, batteries, etc. yourself.

Contact an automobile dealer or repair shop.



**Japan Automobile Recycling Promotion Center (URL: <http://www.jarc.or.jp/en>)**

Use the automobile or motorbike recycling system to properly dispose of your vehicles.

## Motorcycle Recycling

Dispose of motorcycle parts, tires, etc. yourself.

Contact a motorcycle dealer or repair shop.

**Contact: Motorcycle Recycle Call Center**  
TEL: 050-3000-0727



Please refer to the following for separating garbage.

Type	Item	Notes
<b>General Garbage</b>	Toys (plastic and battery powered)	Remove batteries and put big toys with oversized burnable garbage.
	Luggage, Bags	For big bags (suitcases, etc.), put out with oversized burnable garbage. For metal bags (aluminum cases, etc.), put out with non-burnable garbage.
	Food storage containers (plastic)	Put large containers out with oversized burnable garbage.
	Cooking oil	Soak up with paper or cloth or harden with coagulant material before throwing out.
	Hand warmers	
	Fireworks	Before disposing, soak in water and check if extinguished.
	Plastic containers	For large size containers, put out with oversized burnable garbage.
	Refrigerants, Ice packs	
	Videotapes, Cassette tapes, DVDs, CDs, Cases	Only items that are made of plastic are accepted.
	Paints, Painting materials	Pour on newspaper, allow to dry, and dispose of with general garbage.
<b>Non-burnable Garbage</b>	Electric organ	
	Cooking stoves (gas, portable cylinder-type)	Remove the batteries and the gas cylinder from portable cooking stoves. For batteries, refer to "Battery Recycling." Empty gas cylinders must be punctured in a ventilated area and disposed of separately.
	Electronics	Refer to "Home Electronics Recycling." Remove any kerosene and batteries. Inquire at retail store about oil-filled heaters.
	Safes (not including fire-proof safes)	Inquire at a retail store if it cannot be carried by one person or if it is a fire-proof safe weighing over 15 kg.
	Ski Equipment (skis, ski poles, snowboards)	Put skis and snowboard boots with general garbage.
	Heaters (stoves, fan heaters)	Remove any kerosene and batteries.
	Spray cans, Lighters	Use up spray cans and puncture them. Use up the contents of lighters or empty them. Put separately from other non-burnable garbage.
	Bicycles	For battery-powered bicycles, after removing the battery, write "不用品 (trash)" on it. The battery can be disposed of at a retail store.
	Floor chairs	
	Car seats for children	
	Aluminum container ( <i>nabeyaki udon</i> pots, etc.)	Rinse containers. Put aluminum foil with general garbage.
	PC equipment (printers, scanners, external hard disks)	Inquire at "Association of PC 3R Promotion" about PCs.
	Mouse, Keyboards	Manufacturers collect old PCs and any accessories that came attached.
<b>Oversized Burnable</b>	Living room furniture (couches, chairs, tables, etc.)	For metal, glass and stone items, put out with non-burnable garbage.
	Cooler boxes	Remove metal parts and put out with non-burnable garbage.
	Bedding (futons, carpets, etc.)	Fold and tie with string.
	Branches	Cut to 10 cm in diameter and 1 m in length and bundle together with string.
	Electric carpets and blankets	Fold and tie with string.
	Shelves, cupboards	Put glass parts with non-burnable garbage.
	Beds	For metal beds, put out with non-burnable garbage.
	Mattresses (including spring mattresses)	

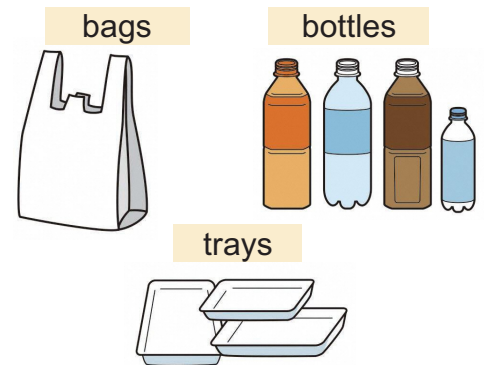
Type	Item	Notes
<b>Self-disposal</b>	Stones, bricks, concrete, blocks, soil, roof tiles	Inquire at a retail store.
	Mobile phones (main part, battery)	Bring to a retail store.
	Car parts (seats, tires, bumpers, batteries etc.)	Inquire at a car dealership.
	Oil other than cooking oil (kerosene)	Inquire at a retail store.
	Medicines (prescription)	Inquire at a retail store.
	Piano	Inquire at a retail store.
	Oil-filled heater	Inquire at a retail store.

## Marine Plastic Litter

All over the world, litter that is not collected can get carried down rivers and up in the ocean causing what is called “marine plastic litter.” Marine plastic litter is considered to be a serious contributor to environmental pollution because it stays in the ocean for a long time. It is estimated that by 2050, marine plastic litter will weigh more than the combined weight of all the fish in the ocean.

To solve this problem, it is important to reduce plastic waste in everyday life. Let's start doing what we can to reduce and properly dispose of plastic waste to realize a sustainable society.

### Plastic Products



### What you can do

#### 1. Reduce

- Bring your own reusable bags to the store and do not use plastic bags.
- Avoid using disposable dishes and containers.



#### 2. Reuse

- Bring your own water bottle.
- Buy refills for things like shampoo and reuse bottles.



#### 3. Recycle (as a new resource)

- separate garbage properly



#### 4. Proper disposal

- Bring your garbage back with you when you do outdoor activities.



#### 5. Pick up litter

- Pick up litter when you see it in your community.
- Participate in community clean-up activities.




If something is unclear, inquire at the City Hall Environmental and Safety Section or refer to the city's “Information for foreign residents and visitors in English” page.  
<https://www.city.nonoichi.lg.jp/soshiki/10/18878.html>



✧ Separation methods are different from other municipalities.

## Garbage not collected by the city

Garbage that cannot be collected in the regular garbage collection area will be marked with a sticker on it and **won't be collected by the city.**



❖ If you don't understand how to dispose of something, contact the City Hall Environmental and Safety Section.

## Commercial Waste (Stores, Plants, Offices and etc.)

According to national and municipal law, waste created through commercial activity must be disposed of by the business responsible and not by the city.

**Waste from commercial activity will not be collected by the city regardless of its type or amount.**

For example, cardboard or paper waste from offices or retail stores will not be collected. The same rules apply to single proprietorships. Instead, businesses must dispose of garbage through the following methods.

## General Waste

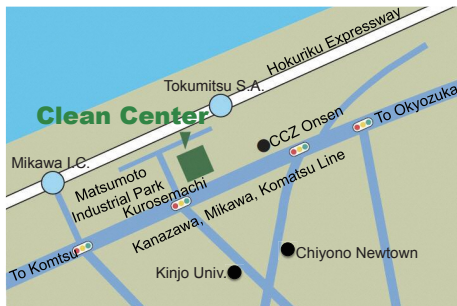
### ■ Self-disposal (No same day reservation.)

**Contact:** **Matto Ishikawa Kankyo Clean Center**  
795 Kamiogawa Hakusan City TEL: 076-276-1362  
\* **No recyclable waste accepted.**

**Call:** 8:30 a.m. - 5:00 p.m. for reservation

**Time:** 10:00 a.m. - 11:45 a.m.  
1:00 p.m. - 2:45 p.m.  
(8 times slots, 15 min. each)

**Closed:** 1st, 3rd, 5th Sundays  
New Year holidays



### ■ Pickup Service

**Contact:** **TOSMAC-I Co., Ltd.**  
TEL: 076-276-0636

**Time:** 8:00 a.m. - 5:00 p.m. for reservations

**Closed:** Sundays, public holidays,  
Obon holidays, New Year holidays

For contract details and rates, contact  
TOSMAC-I Co., Ltd.

## Industrial Waste

- Includes 20 types of waste specified by Waste Disposal Law. (Plastics, Rubber, Metals, Glass, Concrete, Ash, Sludge, Oils, Acids, Alkalis, etc.)

Contact industrial waste collection companies or bring it to industrial waste disposal facilities.

**Contact:** **Industrial Waste Association of Ishikawa Pref.**  
9-13 Oyama-machi, Kanazawa City  
TEL: 076-224-9101

## Household Medical Waste

- Syringes
- Infusion tubes, dialysis tubes, etc.

Biohazardous waste: Dispose it at a hospital or participating pharmacy.

**Location:** Pharmacy that have a green stickers.

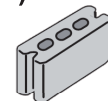
**Contact:** **Ishikawa Pharmaceutical Association**  
i-25-10 Hirooka-machi Kanazawa City  
TEL: 076-231-6634



## Others

- Automobile parts
- Household appliances (sink, etc.)
- Chemicals (pesticides, etc.)
- Rocks, dirt, paint, etc.

Inquire at a retail store.



## Pet Cremation Service

Hakusango Saijo offers pet cremation services.  
Call to inquire about available times and necessary forms.

**Location:** **Hakusango Saijo**  
258 Segino-machi Hakusan City  
TEL: 076-272-0517

**Closed:** 1/1 & 8/15

**hanko (signature seal) is required**

**Time:** 9:00 a.m. - 3:00 p.m.  
Under 10 kg: ¥3,140  
**Cost:** Over 10 kg: ¥5,190



For registered dogs, submit the dog's death certificate to city hall (Most recent rabies vaccination certificate and dog license are required.)

