

## Prevention Measures Against Birds

Use the net properly to shield garbage from crows.



Cover the entire garbage pile with net.

Arrange garbage accordingly.

● Please put garbage in designated area.

● Abide by collection times and days.



● Putting garbage on top of net.

● Excessive amounts of garbage in bags.

● Food garbage is not properly drained.

● Leaving garbage bags open.

## Pet Cremation Service

"Hakusango Saijo" offers pet cremation services. Call to inquire about available times and necessary forms.

"Inkan" is necessary. (Signature of seal.)



**Address:** Hakusango Saijo  
Hakusan-shi Segino Machi 258  
TEL 076-272-0517

**Hours of operation:** 9:00 ~ 15:00

**Fee:** Please pay at crematorium.  
Under 10 KG 3,000 yen  
Over 10 KG 5,000 yen

If your dog is registered, submit the dog's death certificate to the city hall. (Your dog's license and most recent rabies vaccination certificate is required.)

## Reducing Garbage and Global Warming

Garbage collecting along with the disposal process creates green house gases like CO<sub>2</sub>. However, most of these gases are produced from burning garbage.


We can do our part by **reducing the amount of garbage** that is collected and by **seperating garbage** properly.



## Garbage not Collected by the City

※ If you don't understand how to dispose of something, contact the City Hall Environmental Safety Division.

If you put these types of garbage in a regular garbage collection area, the city will put a sticker on it and it will not be collected.



### Commercial Waste (Stores, Offices, Etc.)

Please contact one of the following companies to handle these types of garbage.

### General Waste

■ If you can carry it yourself

**Contact:** Matto Ishikawa Environmental Clean Center  
795 Kamiogawa street, Hakusan city TEL 076-276-1362

■ If you need garbage pickup

**Contact:** TOSMAC-i Co.,Ltd. TEL 076-276-0636

### Industrial Waste

● Plastics ● Metals ● Glass ● Ceramic-type waste  
● Oil-based waste ● Rubber-type waste etc.

**Contact:** Ishikawakensangyoaikibutsukyokai  
9-13 Okyamamachi street, Kanazawa city TEL 076-224-9101

### Household Medical Waste

● Syringes  
● Transfusion liquids, dialysis tubes, etc.

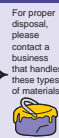
If you have biohazardous waste, please dispose of it at a participating pharmacy.

**Contact:** The pharmacies have the green sticker (pictured right) posted.  
**Location:** Ishikawa Prefectural Pharmacist Group  
Kanazawa City Hirooka Machi 25-10 TEL 076-231-6634



### Others

● Automobile parts (bumpers, etc.)  
● Household appliances and equipment (sink, etc.)  
● Building materials (concrete blocks, etc.)  
● Chemicals (pesticides, herbicides, etc.)  
● Rocks, dirt, paint, etc.



For proper disposal, please contact a business that handles these types of materials.

## Nonoichi City

## Home Garbage Collection Dates & Information

 English	General Garbage	Non-burnable garbage, empty cans, bottles, and plastic containers Once a month	Oversized burnable garbage, PET bottles, and plastic containers Once a month
	Put in designated area by 7:00am.	Put in designated area by 7:30am.	Put in designated area by 7:30am.
<ul style="list-style-type: none"> <li>● Honmachi 1 chome</li> <li>● Honmachi 2 chome</li> <li>● Wakamatsumachi</li> <li>● Yokomiyamachi</li> <li>● Oshino</li> </ul>	Mon Thu	1st Tuesday	3rd Tuesday
<ul style="list-style-type: none"> <li>● Takahashimachi</li> <li>● Ougigaoka</li> <li>● Sumiyoshimachi</li> <li>● Sugaharamachi</li> <li>● Sugahara Danchi</li> </ul>		2nd Tuesday	4th Tuesday
<ul style="list-style-type: none"> <li>● Honmachi 3 chome</li> <li>● Honmachi 4 chome</li> <li>● Hakusanmachi</li> <li>● Shimobayashi</li> <li>● Awada</li> <li>● Yahagi</li> <li>● Toheida</li> </ul>	Tue Fri	1st Wednesday	3rd Wednesday
<ul style="list-style-type: none"> <li>● Nakabayashi</li> <li>● Kanbayashi</li> <li>● Shinjou</li> <li>● Fujihira</li> <li>● Kiyokane</li> <li>● Suematsu</li> <li>● Yanagimachi</li> </ul>		2nd Wednesday	4th Wednesday
<ul style="list-style-type: none"> <li>● Honmachi 5 chome</li> <li>● Honmachi 6 chome</li> <li>● Sanno</li> <li>● Kuraigawa</li> <li>● Taheiji</li> <li>● Inari</li> <li>● Horiuchi</li> <li>● Oshikoshi</li> </ul>	Wed Sat	1st Thursday	3rd Thursday
<ul style="list-style-type: none"> <li>● Mikkaichimachi</li> <li>● Gomachi</li> <li>● Futsukaichimachi</li> <li>● Rengejimachi</li> <li>● Tanoshirimachi</li> <li>● Tokumotomachi</li> <li>● Nagaike</li> <li>● Noshiro</li> <li>● Okyouzuka</li> <li>● Asunarodanchi</li> </ul>		2nd Thursday	4th Thursday

◎ No pick-up on Year-end and New Years' holidays.

◎ For more garbage collection information, contact Nonoichi City Hall Environmental Safety Division.

**Contact** Nonoichi City Hall Environmental Safety Division TEL 076-227-6052 (Japanese only)

**Website:** <http://www.city.nonoichi.lg.jp/>

Translated and published by Kanazawa Institute of Technology students and faculty.

## General Garbage

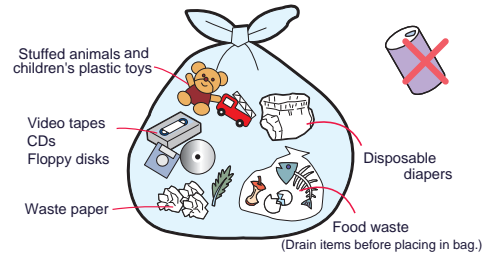
(Items should be put in a 45L bag)

Twice a week Put in designated area by 7:00am.

Place items in a transparent or semi-transparent garbage bag.

- Food waste ● Waste paper ● Lawn clippings
- Small plastic products Etc.

■ Please do not mix non-burnable garbage.



■ Drain food waste before placing items in garbage bag.

Food waste is 30-40% liquid.  
Draining items ...

- Prevents decay and stench.
- Makes garbage lighter and easier to transport.

## Oversized Burnable Garbage

(Burnable items that won't fit inside a 45L bag)

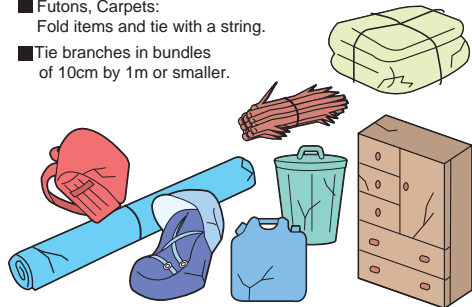
Once a month Put in designated area by 7:30am.

Please dispose of easily-removable metal and glass items, including mirrors, as "non-burnable" garbage.

- Wooden furniture (dressers, desks, chairs, shelves, etc.)
- Bedding (futon, capets/rugs, mattresses, floor cushions, electric carpets, etc.)
- Other (leather items, branches, ski boots, large plastic items, etc.)

■ Futons, Carpets:  
Fold items and tie with a string.

■ Tie branches in bundles  
of 10cm by 1m or smaller.



## Non-burnable Garbage

Once a month Put in designated area by 7:30am.

If possible, please remove burnable parts.

- **Glass** ...glass cups, mirror, florescent bulbs, thermometer, cosmetics bottles, etc.
- **Ceramics** ...dishes/bowls, tea cups, tea pot, etc.
- **Home Appliances**... electronics, fans, rice cookers, microwave, word processors, printers, game machines, irons, stove, etc.

■ For refrigerators, freezers, TV, A/C, washing machine, dryers, refer to Home Electronics Recycling section.

■ For Computers refer to Computer Recycling section.

- **Sharp objects**... kitchen knives, scissors, pins, box cutters, sewing needles, nails, etc.
- **Metal objects** ... pots, kettles, spoons, forks, etc.
- **Miscellaneous**... bicycles, skis, ski poles, spray cans, 18L cans, lighters, batteries, watches, umbrellas, magnets, etc.



Separate by category

**Bicycles**  
● Please mark it as an unwanted item.

**Power assisted bicycles**

- Remove the batteries and mark it as an unwanted item.
- Bring the removed batteries for recycling to a retail store.

**Dangerous items**

**Spray cans and lighters**

- Any gas remaining in spray cans or lighters can cause explosions in garbage trucks.

- After the spray can is empty, open a hole in the side of the can and put with non-burnable garbage.
- Either use up the lighter or empty the contents in a well-ventilated area and throw away separately.

**Flourescent light bulbs, batteries, thermometers, magnets**

- Separate according to type.
- Refer to battery section for proper recycling of batteries.

**Glass, cutlery, needles, nails**

- To avoid any injuries during recycling, wrap paper or cloth around these items and display contents.

## Cans

Once a month Put in designated area by 7:30am.

- Beverages cans
- Cookie cans
- Canned foods Etc.



■ Rinse the can with water and put both aluminum and steel cans into the recycling container. Do not crush cans.

■ Do not put anything inside the can.

■ Put spray cans and 18L cans with non-burnable garbage.



## Plastic Containers

Twice a month Put in designated area by 7:30am.

These include packaging and wrapping products made of plastic.

- Shopping bags
- Shampoo bottles
- Pudding cups
- Egg containers
- PET bottle caps
- Package wrapping
- Plastic bags (ex. snacks)
- Styrofoam containers
- Styrofoam (packing materials) Break into small pieces and put in a bag and throw away.

- If the container is clean and empty, discard as is.
  - Use clear or semi-transparent bags for plastics.
  - Rinse soiled plastics with water. (If it cannot be cleaned, put with general garbage.)
  - Storage tip-Try to minimize storage space by cutting into small pieces or by crushing plastic containers.
  - If the product itself is made of plastic, place with general garbage.
- Ex.: CDs, DVDs, VCR tapes, straws, sponges, toothbrushes, face-washing basins, plastic string, stockings, etc.

## Bottles

Once a month Put in designated area by 7:30am.

- Beverage
- Jam
- Bottled food
- Seasoning Etc.



- ① Remove caps. Dispose of plastic caps as plastic containers and metal caps as non-burnable garbage.
- ② Rinse bottles with water.
- ③ Transparent, brown, and other colored bottles should be placed in recycling containers separately.



■ Beer bottles and large sake bottles should be returned to the store.

■ Glass items other than bottles should be put with the non-burnable garbage.  
Ex.: cups, medicine (other than oral) bottles, cosmetics, etc.

## PET Bottles

Once a month Put in designated area by 7:30am.

- Beverage
  - Soy Sauce
  - Noodle sauce
  - Cooking wine
  - Vinegar
- Containers of these items are recyclable if in a plastic bottle



① Remove caps. Dispose of plastic caps as plastic containers and metal caps as non-burnable garbage.

② Remove any bottle labels and put with plastic containers.

③ Rinse bottles with water.

④ Crush bottles and place in recycling container.



## Paper Waste

- Newspaper
- Advertisements, copy paper
- Magazines, books
- Cardboard

- Do not use plastic string or plastic bags and bundle with paper string
- Do not mix any non-paper materials ex. staples, tape, etc.
- Do not mix with non-recyclable paper. ex. carbon paper, paper cups, photographs, etc.



Please use a Childrens Association collection service or the **Eco Station**.

## Milk Cartons

- ① Rinse cartons with water
- ② Cut open and dry
- ③ Bring to collection box at supermarket

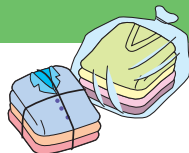


- Alcohol cartons with silver lining should be put out with general garbage.
- Remove spout from the top of the carton.

Also collected at the **Eco Station**.

## Old Clothing

- T-Shirts
- Dress Shirts
- Jeans
- Sweaters
- Towels
- Etc.



- Please wash, place in a bag or cardboard box, and tie securely with string.
- Do not include any clothing with lining, such as school uniforms, ski wear, jumpers, work clothes, skirts, suits, etc.

Take to **Chuo • Tomioku • Go • Oshino ominkan, Josei Center, during hours of operation or to the Eco Station.**

## Recycling Information

(Free Classified Ads)

Please call City Hall Environmental Safety Division

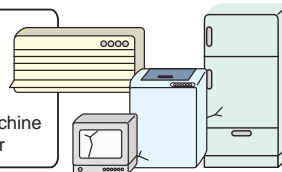
TEL 076-227-6053

Please keep unwanted items until you find someone to take it.

## Home Electronics Recycling

**Self-disposal** These cannot be brought to recycling locations

- Refrigerator
- Freezer
- TV
- A/C
- Washing machine
- Clothes dryer



You cannot recycle these kinds of items

- Embedded ceiling and multi-room A/C
- Wall A/C
- Portable A/C
- Dehumidifier
- Display monitor (non tuner)
- PC display monitor (including those with tuners)
- Projection televisions
- Store showcase (refrigerator/freezer)
- Commercial freezer chest
- Futon drier which can also dry clothes
- Business-use electronics (including those used at home) etc.
- Portable evaporative cooler
- PTAC (Package Terminal Air Conditioner)

## Recycling Method

**Method 1** Please ask the store where you purchased the appliance to collect it. ※There will be a collection and transportation fee.

**Method 2** Please buy a recycling ticket for appliances in advance at a post office. Use the following companies for disposal.

**Self-disposal services**

Take items to:

- Ippon Press Co. Ltd.** anazawa-shi, Takayanagimachi 1-15 TEL 076-252-1141
- Harita Metal Co. Ltd.** anazawa-shi, Hakan-shi TEL 076-277-3993
- Fukudomemachi 5-4-1**
- Osmac i Co. Ltd.** TEL 076-276-0636

※There will be a collection and transportation fee  
**Manufacturer-determined prices for recycling can be found at the recycling ticket home page: (<http://www.rkc.aeha.or.jp/>)**

TEL 01 0-31 40

## Participating Store Recycling

- Styrofoam trays
- Printer ink cartridges
- Smartphones
- Dry cleaning hangers etc.

Please recycle at participating stores.



## Computer Recycling

**Self-disposal** These cannot be brought to recycling locations

- Desktops
- Notebooks
- CRT Displays
- LCD Displays



- Please ask electronics manufacturer how to recycle.
- For peripherals place with non-burnable garbage. Examples: printer, scanner, mouse, keyboard, external hard drive, etc.

**Contact:** PC 3R Promotion Association  
 TEL 03-5282-7685 (URL <http://www.pc3r.jp/>)

## Battery Recycling

- Button batteries
- Rechargeable batteries (Ni-Cd/Nickle Hydrogen/Lithium Batteries)



To recycle, please put in recycling box at participating stores. (Put large size batteries with non-burnables)

For more information:  
**Contact:** Battery Association in Japan  
 (URL <http://www.baj.or.jp/>)

## Fire Extinguishers Recycling

**Self-disposal** These cannot be brought to recycling locations

**Contact:** Shokakirisaikurusuishinsenta Co.,Ltd  
 TEL 03-5829-6773  
 (URL <http://www.ferpc.jp/index.html>)



## Eco Station Recycling Information

### Target Resources

- Aluminum
- Empty bottles
- Plastic bottles
- Paper
- Milk cartons
- Old clothes
- Etc.

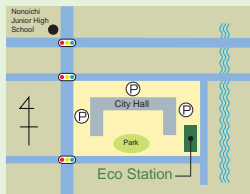
**Location:** East side of City Hall

**Time:** Generally open 4 hours (If the Eco Station is misused it will be closed at night.)

**Closed:** Year-end and New Year's holidays

**Please abide by separation rules.**

- Please separate empty cans by material (aluminum or steel)
- Separate empty bottles by color (clear, light brown, other)
- Separate paper by type (newspaper, magazine, cardboard) and secure with paper string
- Plastic containers will not be collected



## Large Amounts of Garbage

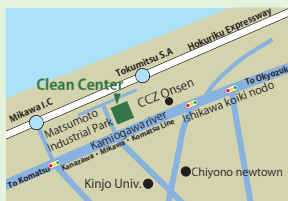
### When carrying yourself

- General garbage
- Non-burnable
- Oversized burnable

**Contact:** Matto Ishikawa  
 Environmental Clean Center  
 5 Amiogawa street, Hakusan city  
 TEL:076-276-1362

**Time:** 8:30 ~ 17:15

**Closed:** 1,3,5th Sundays, Year-end and New Year's holidays



### or pic up

- General garbage
- Non-Burnable
- Oversized Burnable

**Contact:** TOSMAC-i Co.,Ltd.  
 TEL: 076-276-0636

**Time:** 8:00 ~ 17:00

**Closed:** Sundays, Holidays, Obon holidays, Year-end and New Year's holidays



## Automobile Recycling

Please dispose of your automobile parts, tires, battery, etc. yourself.

Contact an automobile dealer or repair shop.  
**Contact:** Japan Automobile Manufacturers Association Inc.  
 TEL 050-3786-7755



Japan automobile recycling promotion center (URL <http://www.jarc.or.jp/>)

Use the Automobile Recycling System or Motorbike Recycling System to properly dispose of your vehicles.



## Motorbike Recycling

Please dispose of your motorbike parts, tires, battery, etc. yourself.

Contact a motorbike dealer or repair shop.  
**Contact:** Irinsyarisai uru orusenta  
 TEL 050-3000-0727



Type	Item	Notes
General Garbage	Toys (plastic, battery powered)	Remove batteries and put big toys with oversized burnable garbage.
	Luggage, Bags	For big bags (suitcase, etc.) put with oversized burnable garbage. For metal bags (aluminum case) put with non-burnable garbage.
	Food storage containers (plastic)	For food storage containers, put with oversized burnable garbage.
	Cooking oil	Soak up with paper or cloth or harden with coagulant material.
	Fireworks	Before disposing, soak in water and check if extinguished.
	Videotapes, Cassette Tapes, DVD, CD • Case	Only items that are made of plastic are accepted.
Non-burnable Garbage	Cooking stoves (gas, portable cassette type)	If you have a portable cooking stove, please remove the batteries and the gas cylinder. *Refer to "Battery recycling section" to learn more about battery removal.
	Electronics	Refer to "Home Electronics Recycling" about: refrigerator, freezer, television, air conditioner, washing machine, clothes drier.
	Safes (portable size only)	Inquire at retail store about fire-proof safes (including portable sizes).
	Ski Equipments (skis, ski poles, snowboards)	Put ski and snowboard boots with oversized burnable garbage.
	Heaters/Fan Heaters (stoves)	Inquire at retail store about oil heaters. Please make sure you remove any kerosene and batteries.
	Spray cans, Lighters	Use all contents of the spray can. Make a hole in can and put separately from other non-burnable garbage. Use all contents within lighter or fuel might explode. Please separate from other non-burnable garbage.
	Battery powered bicycles	After removing the battery, write "不要品(junk)" on it. *The battery can be disposed at the retail store.
	PC Equipments (printer, scanner, keyboard, mouse, external hard disk)	Inquire at (PC 3R Promotion Association) about PC.
	Word Processors	
Oversized Burnable	Reception set (couch, chair, table)	For metal, glass, stone-made items, put with non-burnable garbage.
	Cooler boxes	Remove metal parts and put with non-burnable garbage.
	Zaisu (floor seat with back)	If there are any metal parts, put with non-burnable garbage.
	Bedding (futon, carpet, etc.)	Fold bedding and tie with string.
	Branches	Cut to 10 cm in diameter and 1 m in length and bundle together with string.
	Car seats for children	
	Electronic carpets, Electric blankets	Tie with string.
	Sideboards, Tea chests, Bookshelves	Put glass parts with non-burnable garbage.
	Beds	If it is metal, place with non-burnable garbage.
	Mattresses (spring mattress also.)	
	Toilet seats	Put bidet toilet with non-burnable garbage.

Type	Item	Notes
Self-Disposal	Stones (for pickling vegetables), Bricks, Concrete Blocks, Soil, Roof tiles	Inquire at retail store.
	Mobile phones	Bring to retail store.
	Car parts (seat, tire, bumper, battery, etc.)	Inquire at car dealership.
	Oil - except cooking oil (lamp oil, engine oil, etc.)	Inquire at retail store.
	Medicines (prescription)	Inquire at retail store.
	Pianos	Inquire at retail store.
	Paints, pPainting materials	Inquire at retail store.
	Massage Chairs	Inquire at retail store.

If something is unclear, inquire at the City Hall Environmental Safety Division or refer to the city's "Household Garbage Material Waste Disposal Reference" page. (URL <http://www.city.nonoichi.lg.jp/kankyoanzen/bunbetsujiten.html>)

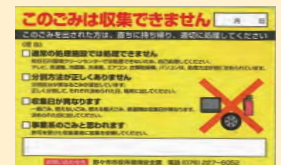
◎ Separation methods are different from other municipalities.

Please observe the following for garbage collection sites

### Abide by the following rules.

- In order to do appropriate processing and recycling, please separate properly.
- Always follow the rules that have been given (collection time, day, etc.)  
-Some neighborhood associations decide the collection times.
- Do not put out garbage that the city does not collect.  
-Any rule violation will result in the "not collectable" sticker put on your garbage.  
-Trash violations are a nuisance for other residents and the neighborhood association.  
-If you violate any rules, please take your trash home and resort according to the rules.
- Drain water from trash and leftover food before disposing.  
-Do not use torn/ripped garbage bags as it is difficult to clean the collection site.  
-Mismanagement of the collection site is a nuisance to the neighborhood.  
-Draining water helps to reduce of waste.
- To control odor and scattering of trash, tie the opening of the trash bag.

Day Time



### Septic Tank Maintenance

Please maintain septic tank, otherwise sewage may overflow resulting in foul odors. Annually inspect, clean and test your septic tank.



	Contents	Contact
Upkeep Inspection	Adjust the main septic tank and replenish any chemicals.	You must use Ishikawa prefecture approved inspectors. Inquire about safety inspection services at Ishikawa sanitation. Ishikawa prefecture purification organization. Tel : 076-241-7781
Cleaning	Clean any sludge accumulated in septic tank.	TOSMAC-i Co., Ltd. Tel : 076-276-0636
Inspection	Inspection of tank operation and discharged water.	Ishikawa prefecture purification organization. Tel : 076-241-7781

