


Separating and Disposing of Household Garbage

No pick-up on year end and new year holidays.

 English Version		General Garbage	Non-burnable garbage, empty cans, and bottles	Oversized burnable garbage. PET bottles
		Put in designated area by 7:00 a.m.	Plastic containers	
		Put in designated area by 7:30 a.m.	Put in designated area by 7:30 a.m.	Put in designated area by 7:30 a.m.
A	<ul style="list-style-type: none"> Hon-machi 1 chome Hon-machi 2 chome Wakamatsu-machi Yokomiya-machi Oshino 	Mondays & Thursdays	1st Tuesday	3rd Tuesday
B	<ul style="list-style-type: none"> Takahashi-machi Ogigaoka Sumiyoshi-machi Sugahara-machi Sugahara Danchi 		2nd Tuesday	4th Tuesday
C	<ul style="list-style-type: none"> Hon-machi 3 chome Hon-machi 4 chome Hakusanmachi Awada Yahagi Toheida Shimobayashi 	Tuesdays & Fridays	1st Wednesday	3rd Wednesday
D	<ul style="list-style-type: none"> Nakabayashi Shinjo Fujihira Kanbayashi Kiyokane Suematsu Yanagi-machi 		2nd Wednesday	4th Wednesday
E	<ul style="list-style-type: none"> Hon-machi 5 chome Hon-machi 6 chome Sanno Kuraigawa Taheiji Inari Horiuchi Oshikoshi 	Wednesdays & Saturdays	1st Thursday	3rd Thursday
F	<ul style="list-style-type: none"> Tanoshiri-machi Mikkaichi Futsukaichi Tokumoto Go Rengeji-machi Nagaike Noshiro Asunaro Danchi Okyozuka 		2nd Thursday	4th Thursday

Please contact the Nonoichi City Hall Environmental and Safety Division for more information.
 TEL 076-227-6052 (Japanese only) Website: <https://www.city.nonoichi.lg.jp/english/garbage.html>

General Garbage

(Item should be put in a 45L bag.)

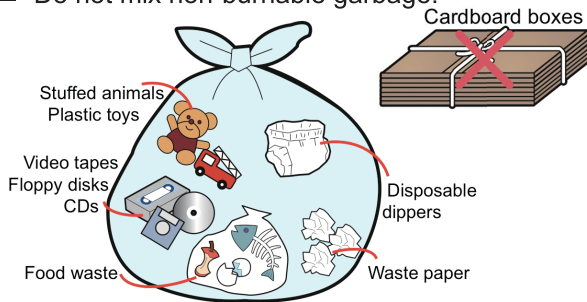
2/week Put in designated area by 7:00 a.m.

Place items into a (semi-) transparent garbage bag.

- Food waste ● Paper waste
- Lawn clippings
- Small plastic products, etc.



■ Do not mix non-burnable garbage.



- Drain food waste before placing items in garbage bag. Food waste is 30-40% liquid. Draining items . . .
 - Prevents decay and stench
 - Makes garbage lighter and easier to transport
- For dead and fallen leaves, remove mud and discard towards the end of the week.

Oversized Burnable Garbage

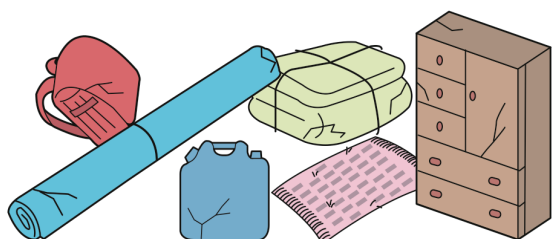
(Burnable items that won't fit inside in a 45L bag)

1/month Put in designated area by 7:30 a.m.

Dispose of easily-removable metals and glass items including mirrors as non-burnable garbage.

- **Wooden furniture:** dressers, chairs, shelves, etc.
- **Bedding:** futons, carpets/rugs, mattresses floor cushions, electric carpets, etc.
- **Others:** leather items, branches, large plastic items, etc.

- Futons & carpets: Fold items and tie with string.
- Branches: Cut to 10 cm in diameter and 1 m in length and bundle together with string.



Non-burnable Garbage

(Non-burnable, regardless of size)

1/month Put in designated area by 7:30 a.m.

If possible, remove burnable parts.

- **Glass:** glasses, cups, mirrors, bulbs, florescent bulbs, thermometers, cosmetics bottles, etc.
- **Ceramics:** bowls, tea cups and pots, dishes, etc.
- **Home Appliances:** vacuum cleaners, fans, rice cookers, microwaves, word processors, printers, irons, stoves, etc.
 - Refrigerators, freezers, TVs, A/Cs, washing machines, dryers: Refer to the "Home Electronics Recycling" section.
 - Computers: Refer to the "Computer Recycling" section.
- **Sharp objects:** kitchen knives, scissors, box cutters, sewing needles, nails, pins etc.
- **Metal objects:** pots, kettles, spoons, forks, etc.
- **Others:** bicycles, skis, ski poles, legless chairs, car seats for children, spray cans, 18L cans, lighters, batteries, watches, umbrellas, magnets, etc.

Separate by category

Bicycles

- Mark it as 不用品 "trash."



Power-assisted bicycles

- Remove the batteries and mark it as 不用品 "trash."
- Bring the removed batteries to a retail store for recycle.

Dangerous items

Spray can and lighters

- Any gas remaining in spray cans or lighters can cause explosions in garbage trucks.
- After the spray can is empty, make a hole in the side of the can and put out with non-burnable garbage.
- Either use up the lighter or empty the contents in a well-ventilated area and throw away separately.

Fluorescent light bubs, batteries, thermometers

- Separate according to type.
- Refer to the "Battery Recycling" section.

Glass, cutlery, needles, nails, etc.

- To avoid any injuries during recycling, wrap paper or cloth around these items and display contents.

Cans

(Food and Drink Cans)

1/month Put in designated area by 7:30 a.m.

- Beverage cans
- Cookie tins
- Canned foods, etc.



- Rinse the can with water and put both aluminum and steel cans into the recycling container. Do not crush cans.
- Do not put anything inside the can.
- Put spray cans and 18L cans with non-burnable garbage.



Bottles

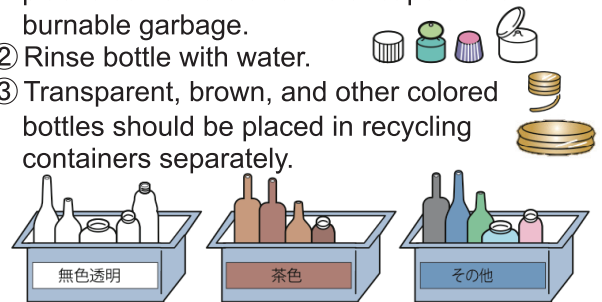
(Food and Drink Bottles)

1/month Put in designated area by 7:30 a.m.

- Beverage
- Jam
- Bottled food
- Seasoning, etc.



- ① Remove caps. Dispose of plastic caps as plastic containers and metal caps as non-burnable garbage.
- ② Rinse bottle with water.
- ③ Transparent, brown, and other colored bottles should be placed in recycling containers separately.



- Beer bottles and large sake bottles: Return to the store.
- Glass items other than bottles: put out with the non-burnable garbage. e.g., cups, medicine (other than oral) bottles, cosmetics, etc.

Plastic Containers

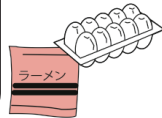
1/month Put in designated area by 7:30 a.m.

These include packaging and plastic wrapping.

- Plastic bags
- Shampoo bottles
- Pudding cups
- Egg containers
- PET bottle caps
- Package wrapping
- Plastic snack bags
- Styrofoam containers
- Styrofoam (packing materials): break into small pieces and put in a bag.



Recyclable plastics symbol



- If the container is clean and empty, discard as is.
- Use clear or semi-transparent bags for plastics.
- Rinse soiled plastics with water. (If it cannot be cleaned, put out with General Garbage.)
- Storage tip: Try to minimize storage space by cutting into small pieces or by crushing plastic containers.
- If the product is made of plastic (e.g. CD, DVD, and VCRs cases, straws) place with general garbage

PET Bottles


1/month Put in designated area by 7:30 a.m.

- Beverage
- Soy sauce
- Noodle sauce
- Cooking wine
- Vinegar

These are recyclable if in a plastic bottle.



- ① Remove caps. Dispose of plastic caps as plastic containers and metal caps as non-burnable garbage.
- ② Remove any bottle labels and put with plastic containers.
- ③ Rinse bottles with water.
- ④ **Crush** bottles and place in recycling container.



Paper Waste

- News papers
- Advertisements, copy paper
- Magazines & books
- Cardboard

- Do not use plastic string or plastic bags. Bundle with **paper string**.
- Do not mix any non-paper materials.
e.g., staples, tape, etc.
- Do not mix with non-recyclable
e.g., carton paper, paper cups, photographs, etc.

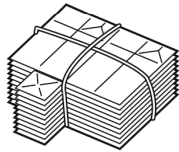


Please use a **Children's Association collection service** or the **Eco Station**.

Food and Drink Cartons

- ① Rinse cartons with water.
- ② Cut open and dry.
- ③ Bring to collection box at supermarket.

- Alcohol cartons with silver lining should be put out with general garbage.
- Remove spout from the top of the carton.



Also collected at the **Eco Station**.

Old Clothing

- T-Shirts
- Jeans
- Towels
- Dress shirts
- Sweaters
- Etc.



- Wash, place in a bag or cardboard box, and tie securely with string.
- Do not include any clothing with a lining, such as school uniforms, ski wear, jumpers, work clothes, skirts, suits, etc.

Take to **Oshino Kominkan** or the **Women's Center** during hours of operation or to the **Eco Station**.

Eco Station (Free of charge if you bring it yourself)

Items Collected

- Empty cans
- Empty bottles
- Plastic bottles
- Paper
- Food cartons
- Drink cartons
- Old clothes

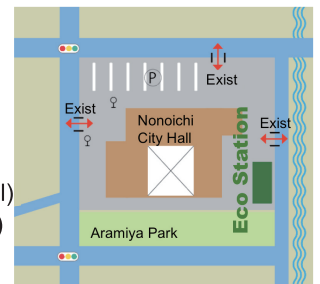
Location: East side of City Hall

Time: Generally open 24 hours
❖ If it gets misused, it will be closed at night.

Closed: Year end and new year holidays

Please abide by separation rules.

- Please separate empty cans by material (aluminum or steel)
- Separate empty bottles by color (clear, light brown, other)
- Separate paper by type (newspaper, magazine, and cardboard) and secure with **paper string**.
- **Plastic containers will not be collected.**



Large Amounts of Garbage When Moving (appointment & fee required)

- **Self-disposal:**
- General garbage
- Non-burnable
- Oversized burnable

Contact:

Matto Ishikawa Kankyo Clean Center
795 Kamiogawa, Hakusan City
TEL: 076-276-1362

Call: 8:30 a.m. - 5:00 p.m. for reservation
Time: 10:00 a.m. - 11:45 a.m. / 1:00 p.m. - 2:45 p.m.
(8 times slots, 15 min. each)

Closed: 1st, 3rd, 5th Sundays, year end and new year holidays

Cost: Under 20 kg, 200 yen. Each additional 10 kg, 100 yen.



- **For Pick-up:**
- General garbage
- Non-burnable
- Oversized burnable

Contact:

TOSMAC-I Co., Ltd.
TEL: 076-276-0636

Call: 8:30 a.m. - 5:00 p.m. for reservation

Closed: Sundays, Holidays, Obon holidays, year end, and new year holidays



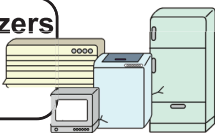
Home Electronics Recycling

Self-disposal

These cannot be brought to recycling locations!

These items must be recycled lawfully as they contain Freon gas, lead, mercury, and other hazardous materials that lead to damaging the ozone layer and contribute to global warming. In addition, these items have useful components that can be recycled.

- Refrigerators
- Freezers
- Washing machines
- TVs
- Clothes dryers
- A/Cs



Items cannot be recycled

- Embedded ceiling and multi-room A/Cs, Wall A/Cs, Portable A/Cs, PTAC (Package Terminal A/Cs), Portable evaporative coolers, Dehumidifiers
- Display monitors (non-tuner), PC display monitors (including those with tuners), Projection TVs
- Store showcases (refrigerators/freezers), Commercial freezer chests
- Futon drier which can also dry clothes
- Business-use electronics (include those used at home), etc.

How to Recycle

- 1 Ask the store where you purchased the appliance to collect it. There will be a collection and transportation fee.
- 2 Purchase a recycling ticket for appliances in advance at a post office. Use the following companies for disposal.

Self-disposal services

Take item to:

Nippon Express Co., Ltd., Kanazawa Branch
1-15 Takayanagi-machi, Kanazawa City
TEL: 076-252-1141

Harita Metal Co., Ltd., Kanazawa Branch
524-1, Fukutome-machi, Hakusan City
TEL: 076-277-3998

Pickup services

Tokumac-i Co., Ltd. TEL: 076-276-0636
• There will be a collection and transportation fee.

Recycling Free:


Refer to "Kaden Recycle Ken Center (RKC)"
TEL: 0120-319640
http://www.rkc.aeha.or.jp/consumer/recycle_price.html

Computer Recycling

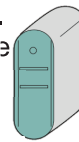
Self-disposal

These cannot be brought to recycling locations!

- Desktops
- Notebooks
- CRT displays
- LCD displays



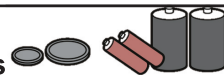
- Contact manufacturer for how to recycle.
- For accessories, place with non-burnable garbage, e.g. printers, scanners, external hard drive, etc.



Contact: PC3R Promotion Association
TEL: 03-5282-7685 (URL: www.pc3r.jp/e/)

Battery Recycling

- Button batteries
- Rechargeable batteries (In-Cd/Nickel Hydrogen/Lithium batteries)



- Put in recycling box at participating stores.
- Put large size batteries with non-burnable.

Contact: Battery Association of Japan
URL: www.baj.or.jp/e/

Fire Extinguisher Recycling



Self-disposal

These cannot be brought to recycling locations!

Contact: Shokaki Recycle Promotion Center
TEL: 03-5829-6773

URL: <http://www.ferpc.jp/>

Dispose of appropriately using the "Fire Extinguisher Disposal System."

Self-disposal, contact:

Contact: Yama-Seki Co., Ltd.
5-12 Sugahara-machi, Nonoichi City
TEL: 076-246-7778

Dohi Shokai
2-18-15 Hon-machi, Nonoichi City
TEL: 076-248-0445

Participating Store Recycling

- Styrofoam trays
- Smartphones
- Ink cartridges
- Laundry hangers

Recycle at participating stores.

Automobile Recycling

Dispose of automobile parts, batteries, etc. yourself.

Contact an automobile dealer or repair shop.



Japan Automobile Recycling Promotion Center (URL: <http://www.jarc.or.jp/en>)

Use the automobile or motorbike recycling system to properly dispose of your vehicles.

Motorcycle Recycling

Dispose of motorcycle parts, tires, etc. yourself. Contact a motorcycle dealer or repair shop.

Contact: Motorcycle Recycle Call Center
TEL: 050-3000-0727



Please refer to the following for separating garbage.

Type	Item	Notes
General Garbage	Toys (plastic and battery powered)	Remove batteries and put big toys with oversized burnable garbage.
	Luggage, Bags	For big bags (suitcases, etc.), put out with oversized burnable garbage. For metal bags (aluminum cases, etc.), put out with non-burnable.
	Food storage containers (plastic)	Large size containers, put out with oversized burnable garbage.
	Cooking oil	Soak up with paper or cloth or harden with coagulant material.
	Hand warmers	
	Fireworks	Before disposing, soak in water and check if extinguished.
	Plastic containers	For large size containers, put out with oversized burnable garbage.
	Refrigerants, Ice packs	
	Videotapes, Cassette tapes, DVDs, DCs, Cases	Only items that are made of plastic are accepted.
	Paints, Painting materials	Pour on newspaper, allow to dry, and dispose of with general garbage.
Non-burnable Garbage	Electric organ	
	Cooking stoves (gas, portable cylinder-type)	Remove the batteries and the gas cylinder from portable cooking stoves. Refer to "Battery Recycling" sections to learn more about batteries.
	Electronics	Refer to "Home Electronics Recycling." Remove any kerosene and batteries.
	Safes (not including fire-proof safes)	Inquire at a retail store if it cannot be carried by one person or fire-proof safes that are over 15 kg.
	Ski Equipment (skis, ski poles, snowboards)	Put skis and snowboard boots with general garbage.
	Heaters (stoves, fan heaters)	Remove any kerosene and batteries. Inquire at retail store about oil heaters.
	Spray cans, Lighters	Use all contents of the spray can. Make a hole in the can. Use all contents within lighters or empty it. Put separately from other non-burnable garbage.
	Bicycles	For battery-powered bicycles, after removing the battery, write "不用品 (trash)" on it. The battery can be disposed at a retail store.
	Zaisu (legless chairs)	
	Car seats for children	
	Aluminum container (<i>nabeyaki udon</i> containers)	Rinse containers. Put aluminum foil with general garbage.
	PC equipment (printers, scanners, external hard disks)	Inquire at "Association of PC 3R Promotion" about PCs.
Mouse, Keyboards	Inquire at a retail store.	
Oversized Burnable	Living-room suite (couches, chairs, tables, etc.)	For metal, glass, stone items, put out with non-burnable garbage.
	Cooler boxes	Remove metal parts and put out with non-burnable garbage.
	Bedding (futons, carpets, etc.)	Fold bedding and tie with string.
	Branches	Cut to 10 cm in diameter and 1 m in length and bundle together with string.
	Electric carpets and blankets	Tie with string.
	Sideboard (tea chests, book shelves)	Put glass parts with non-burnable garbage.
	Beds	For metal beds, put out with non-burnable garbage.
Mattresses (including spring mattress)		

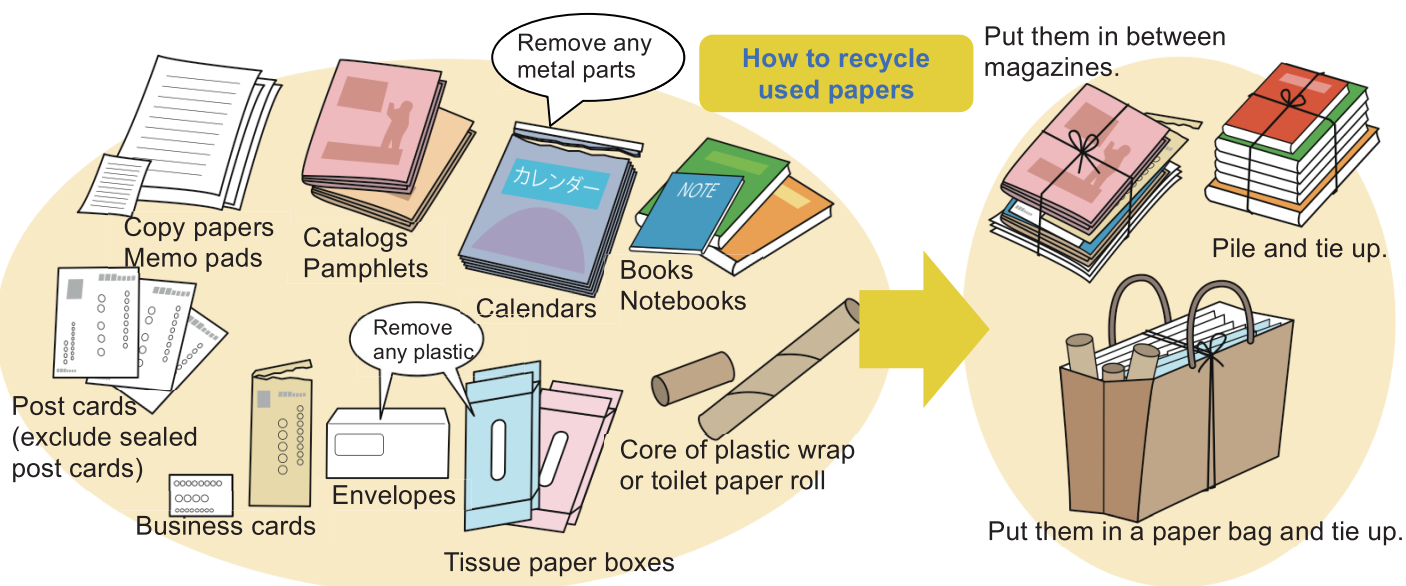
Type	Item	Notes
Self-disposal	Stones (bricks, concrete blocks, soil, roof tiles)	Inquire at a retail store.
	Mobile phones	Bring to a retail store.
	Car parts (seats, tires, bumpers, batteries etc.)	Inquire at a car dealership.
	Oil (except cooking oil) (kerosene)	Inquire at a retail store.
	Medicines (prescription)	Inquire at a retail store.
	Piano	Inquire at a retail store.

▪ Are you throwing away used paper?

Used paper is collected at the Eco Station on the east side of City Hall and by neighborhood children's associations. Newspaper, magazines, flyers/circulars, and cardboard boxes are the most common types of used paper, but did you know that there are other types of used paper that can be recycled? Many other types of paper that you might have in your home can also be recycled. For example, copy paper, books, envelopes, postcards, calendars, paper bags, paper boxes, pamphlets, catalogs, and advertisements can be categorized as used paper. These can be recycled into paper products such as toilet paper.

In a survey conducted in 2017, it was determined that 13.7% of used paper was discarded with general garbage.

We hope you will work with us to create a society that promotes recycling and sustainable garbage processing by separating garbage and recycling as much as possible.




If something is unclear, inquire at the City Hall Environmental Safety Division or refer to the city's "Separating and Disposing of Household Garbage" page.

<https://www.city.nonoichi.lg.jp/english/garbage.html#01>

❖ Separation methods are different from other municipalities.

Garbage not collected by the city

Garbage that cannot be collected in the regular garbage collection area will be marked with a sticker on it and won't be collected by the city.



❖ If you don't understand how to dispose of something, contact the City Hall Environmental Safety Division.

Commercial Waste (Stores, Plants, Offices and etc.)

The law related with waste disposal and cleaning or rules about Nonoichi City's waste decreasing and appropriate disposal states that it is the company's individual responsibility to dispose of the waste. The city will not collect it.

The garbage which results from business activities are not collected regardless of its type or amount. For example, cardboard or paper waste from offices or retail stores will not be collected. The same rules apply to single proprietorships. For each business, dispose of garbage following the manual listed below.

General Waste

■ Self-disposal (make a reservation in advance)

Contact: **Matto Ishikawa Kankyo Clean Center**
795 Kamiogawa Hakusan City
TEL: 076-276-1362

Call: 8:30 a.m. - 5:00 p.m. for reservation

Time: 10:00 a.m. - 11:45 a.m.
1:00 p.m. - 2:45 p.m.

(8 times slots, 15 min. each)

Closed: 1st, 3rd, 5th Sundays
Year end and new year holidays



■ Pickup Service

Contact: **TOSMAC-I Co., Ltd.**
TEL: 076-276-0636

Time: 8:30 a.m. - 5:00 p.m. for reservations

Closed: Sundays, Holidays, Obon holidays, year end, and new year holidays

For contents of contract or rate system, contact TOSMAC-I Co., Ltd.

Industrial Waste

- 20 types of industrial waste specified Waste Disposal Law. (Plastics, Rubber-type waste, Metals, Glass, Concrete, Cinders, Sludge, Oil-based waste, Acid-type waste, Alkali-type waste, etc.)

Contact industrial waste collection companies or bring them to industrial waste disposal facilities.

Contact: **Ishikawa Sangyo Haikibutsu Kyokai**
9-13 Oyama-machi, Kanazawa City
TEL: 076-224-9101

Household Medical Waste

- Syringes
- Infusions, dialysis tubes, etc.

Bio hazardous waste: Dispose it at a hospital or participating pharmacy.

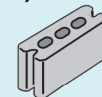
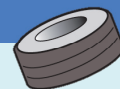
Location: Pharmacy that have a green stickers.

Contact: **Ishikawa Pharmaceutical Association**
i-25-10 Oyama-machi Kanazawa City
TEL: 076-231-6634



Others

- Automobile parts
- Household appliances (sink, etc.)
- Chemicals (pesticides, etc.)
- Rocks, dirt, paint, etc.



Inquire at a retail store.

Pet Cremation Service

Hakusango Saijo offers pet cremation services. Call to inquire about available times and necessary forms.

Location: **Hakusango Saijo**
258 Segino-machi Hakusan City
TEL: 076-272-0517

Closed: 1/1 & 8/15

Time: 9:00 a.m. - 3:00 p.m.
Under 10 kg: ¥3,000
Cost: Over 10 kg: ¥5,000



For registered dog, submit the dog's death certificate to city hall (most recent rabies vaccination certificate and hanko (signature seal) are required).

